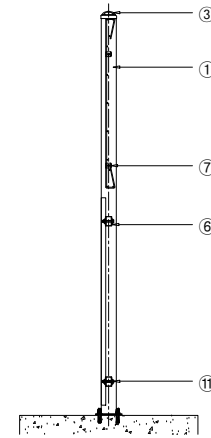
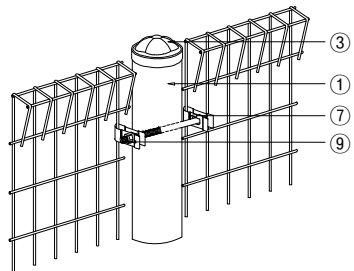


ELEVATION
SCALE : NONE

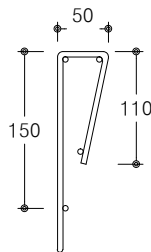


SIDE ELEVATION
SCALE : NONE

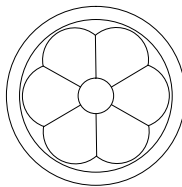
H=2,000 W=2,000



메쉬판 조립도
SCALE : NONE



절곡 상세도
SCALE : NONE



주주캡 상세도
SCALE : NONE

NO	품명	규격	단위	수량	재질	비고
1	주주	φ76.3x2.0T	M	2.1	KSD3566 SGT275	분체도장
2	메쉬판	φ5x50x150	M ²	1.8	KSD7011 SWMGS-2	분체도장
3	주주캡	φ76.3용	EA	1.0	STEEL	분체도장
4	횡대	50x30x1.4T	M	4.0	KSD3568 SRT275	분체도장
5	차폐판	180x0.8Tx1100	EA	10.0		분체도장
6	'ㄷ' 브라켓	60x50x32x2.0T	EA	4.0	STEEL	분체도장
7	U-BAND	30x25x0.5T	EA	4.0	STS304	
8	직결나사	P/W #8x16	EA	40.0	STS410	
9	I-B/N	φ8x110	EA	2.0	STS304	
10	I-B/N	φ8x90	EA	2.0	STS304	
11	I-B/N	φ8x50	EA	4.0	STS304	
12	양카판	140x140x4.0T	EA	1.0	STEEL	분체도장
13	양카-B/N	φ9x70	EA	4.0	STS304	

도면명 Drawing Title	ASA-SDM-03	설계 Design by		날짜/ DATE		도면 번호	 전북 완주군 봉동읍 테크노밸리로 472 Tel : 063-263-8250~1 Fax : 063-263-8252 http://www.asiafence.co.kr E-mail : 2638250@naver.com
공사명 Project Title		제도 Drawing by		축척/ SCALE	NONE		