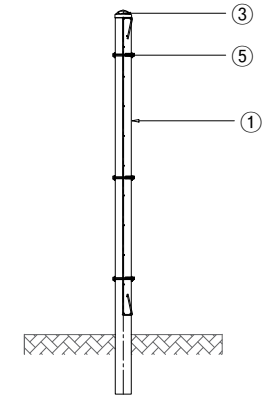
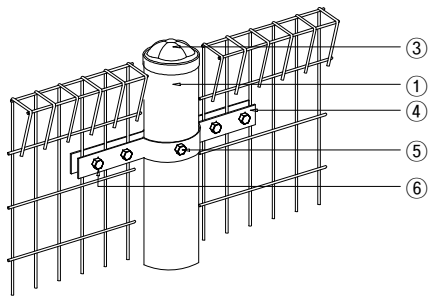


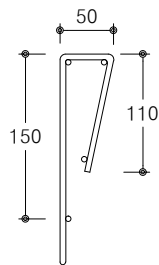
ELEVATION
SCALE : NONE



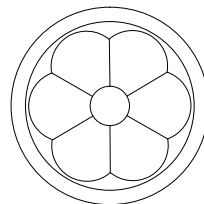
SIDE ELEVATION
SCALE : NONE



메쉬연결밴드 조립도
SCALE : NONE



절곡 상세도
SCALE : NONE



주주캡 상세도
SCALE : NONE

H=1,500 W=2,000

NO	품명	규격	단위	수량	재질	비고
1	주주	φ76.3x2.0T	M	1.9	KSD3566 SGT275	분체도장
2	메쉬판	φ5x50x150	M ²	3.0	KSD7011 SWMGS-2	분체도장
3	주주캡	φ76.3용	EA	1.0	STEEL	분체도장
4	메쉬연결밴드	30x340x2.0T	EA	6.0	STEEL	분체도장
5	I-B/N	φ8x90	EA	3.0	STS304	
6	I-B/N	φ8X25	EA	12.0	STS304	

도면명 Drawing Title	ASA-M-B-04	설 계 Design by	날짜/ DATE	도면 번호	 전북 완주군 봉동읍 테크노밸리로 472 Tel : 063-263-8250~1 Fax : 063-263-8252 http://www.asiafence.co.kr E-mail : 2638250@naver.com
공사명 Project Title		제 도 Drawing by	축척/ SCALE	NONE	