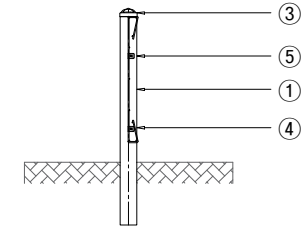
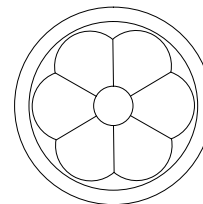


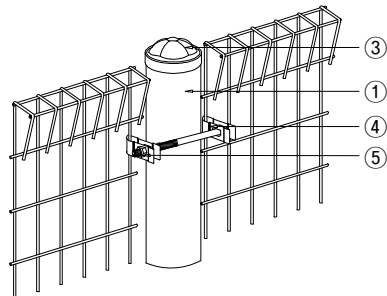
○ ELEVATION
SCALE : NONE



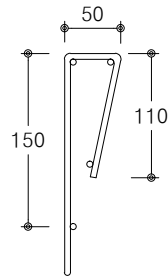
○ SIDE ELEVATION
SCALE : NONE



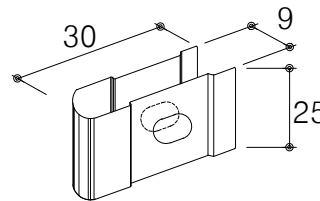
○ 주주캡 상세도
SCALE : NONE



○ 메쉬판 조립도
SCALE : NONE



○ 절곡 상세도
SCALE : NONE



○ U-BAND 상세도
SCALE : NONE

H=600 W=2,000

NO	품명	규격	단위	수량	재질	비고
1	주주	φ76.3x2.0T	M	1.0	KSD3566 SGT275	분체도장
2	메쉬판	φ5x50x150	M ²	1.2	KSD7011 SWMGS-2	분체도장
3	주주캡	φ76.3용	EA	1.0	STEEL	분체도장
4	U-BAND	30x25x0.5T	EA	4.0	STS304	
5	I-B/N	φ8X110	EA	2.0	STS304	

도면명 Drawing Title	ASA-M-01	설 계 Design by		날짜/ DATE		도면 번호	 전북 완주군 봉동읍 테크노밸리로 472 Tel : 063-263-8250~1 Fax : 063-263-8252 http://www.asiafence.co.kr E-mail : 2638250@naver.com
공사명 Project Title		제 도 Drawing by		축척/ SCALE	NONE		